

Vertical Plate Saws

DoALL offers Vertical Plate Saws from
48" x 24" up to 48" x 63" Capacity



Plate Saws

The DoALL series of vertical block or plate saws offer high performance cutting for large plates or blocks of material. The vertical moving head and heavy-duty hydraulic lift table of the DoALL saws provide extremely efficient operation. With capacities up to 48"x63" (1200x1600mm), the DoALL plate saws make easy work of moving and cutting large heavy material.

Solutions for ALL Your Sawing Needs

Vertical Plate Saws

DoALL offers vertical plate saws in 3 capacities, all are designed to efficiently and quietly cut large solid plates or blocks of material. Features like hydraulic blades guides, chip conveyor and hydraulic lift table with roller alignment system make quick work of cutting very heavy material. All machines can be run with 2 blade sizes – either 2" (54mm) or 2-5/8" (67mm) blade options and have up to 118" (3000mm) feed length. All machines include a 1-year parts and service warranty.

DoALL 4824-VPL

The smallest plate saw in the DoALL vertical plate saw family offers capacity up to 48" x 24" (1200x600mm). It runs on a 10 hp (7.6kW) blade drive motor.

DoALL 4848-VPL



DoALL offers a capacity up to 48" x 48" (1200x1200mm) with 15 hp (11.1kW) blade drive motor.

DoALL 4863-VPL

This 4863-VPL is the largest plate saw in the series with a capacity up to 48" x 63" (1200x1600mm) and it runs on a 15 hp (11.1kW) blade drive motor.

Heavy-duty Chip Conveyor

– Programmable operation allows operator to select optimum mode for coolant drainage and chip removal.




Hydraulic Blade Guides

– Promotes efficient cutting and long blade life.




Hydraulic Lift Table – Moving material is easy as each unit can undertake about 16,500 lbs. (7500 kg).

Operator Control Panel Platform



Blade Deviation Monitor
– The machine stops and notifies operator when cutting goes beyond the set value.



Power-Driven Band Brush
– Keeps the blade clean, extending blade life, during operation.



Emergency Shut-Off Buttons – There are 3 emergency shut-off buttons to stop the saw that can be controlled even if the operator is not near the control panel.

Features and Benefits:

- 2 blade size options
– either 2" (54mm) or 2-5/8" (67mm)
- Hydraulic lift table with heavy-duty rollers for material handling
- Hydraulic blade guides for accurate cuts
- Quiet operation
- Heavy-duty chip conveyor
- Easy to use controller at operator station
- Full-stroke hydraulic vise
- Adjustable hydraulic guide arm
- Sturdy construction
- Programmable feed rates
- Adjustable back stops
- Built in measuring device

Vertical Plate Saws

Band Saws that are a
Cut Above the Rest

Standard Equipment:


- PLC control for all electric and hydraulic functions
- Easy-to-use touch screen interface
- Hydraulic lift roller table
- Blade deviation monitor
- Coolant monitor
- Automatic, heavy-duty chip conveyor
- Power-driven band blade brush
- Emergency shut-off buttons
- Tool kit
- Complimentary DoALL cutting fluids package
- One DoALL saw blade
- Instructions and parts manual on CD

Optional Accessories:


- Optional laser line generator
- Blade cleaning function
- Hydraulic pressure detection
- Out of square detection

Coolant Level Monitor

– To extend blade life the machine will not operate when coolant runs low.



Close-up of blade entering block material.



Servo Motor Blade Feed – The servo motor allows high cutting efficiencies and long blade life.



Coolant Feed Controller – Detects the flow of coolant feeding while the saw is in operation.



DoALL Model Number	4824-VPL	4848-VPL	4863-VPL
Warranty	Parts/Service	Parts/Service	Parts/Service
Warranty Length	1 year standard	1 year standard	1 year standard
Capacity Rectangle at 90° HxW	48 x 24" (1200x600mm)	48 x 48" (1200x1200mm)	48 x 63" (1200x1600mm)
Blade Drive Motor	10 hp (7.6kW)	15 hp (11.1kW)	15 hp (11.1kW)
Blade Speeds	40-279fpm (12-85mpm)	40-279fpm (12-85mpm)	40-279fpm (12-85mpm)
Maximum Blade Diameter	288" (7320mm)	327" (8300mm)	346.5" (8800mm)
Blade Widths & Gage	2 x 0.063" (54x1.6mm)	2-5/8 x 0.063" (67x1.6 mm)	2-5/8 x 0.063" (67x1.6 mm)
Optional Blade Size	2-5/8 x 0.063" (67x1.6mm)	2 x 0.063 (54x1.6mm)	2 x 0.063 (54x1.6mm)
Work Height	51.2" (1300mm)	55.1" (1400mm)	55.1" (1400mm)
Floor Space Required	161 x 252 x 154" (4100x6400x3900mm)	161 x 252 x 178" (4100x6400x4500mm)	161 x 252 x 193" (4100x6400x4900mm)
Hydraulic Pump	3.0 hp (2.2kW)	5 hp (3.75kW)	5 hp (3.75 kW)
Coolant Pump	1/2 hp (0.37kW)	1/2 hp (0.37kW)	1/2 hp (0.37kW)
Feed Length	118" (3000mm)	118" (3000mm)	118" (3000mm)



SAWING PRODUCTS

5505 West 123rd Street
Savage, MN 55378 USA
www.DoALLsaws.com
1-888-362-5572

DSP-VPLATE-042017

Copyright © 2017 DoALL Sawing Products. All Rights Reserved. No image(s) or part(s) from this site may be reproduced without the written permission of Continental Machines, Inc. Options, specifications, prices and site content is subject to change without notice or obligation. Machine safety items may be omitted for illustration purposes only -- For proper application, always read the operation manual.